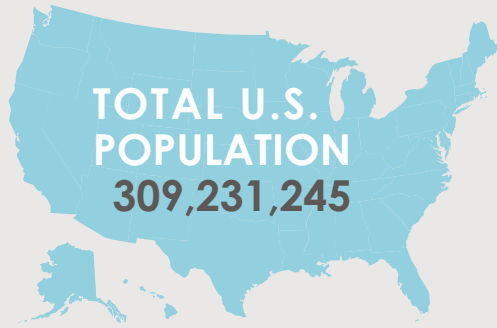
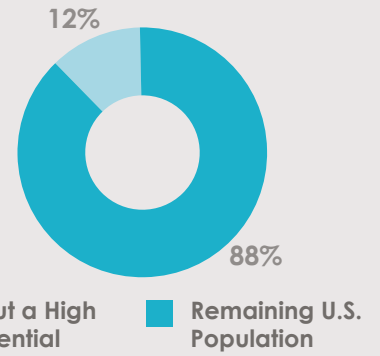


# Tapping the Potential UNITED STATES

Profile of Adult Education Target Population



**37,097,554** adults or **12%** of the total U.S. population are adults without a high school credential.

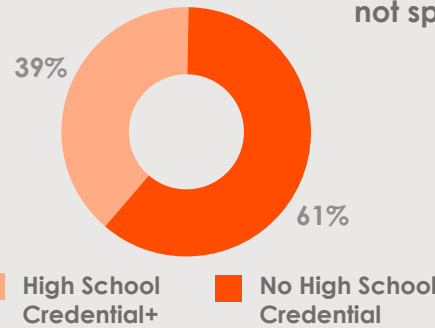


## Investments in Adult Education

	2009	2010
Federal	\$545,863,879	\$617,216,465
State	\$1,690,250,572	\$1,653,900,827
Total	\$2,236,114,452	\$2,271,117,293

**12,391,077** adults or **4%** of the total U.S. population are adults who do not speak English well or at all.

Of those 4% who do not speak English well or at all:



**39%** had a high school credential or more.

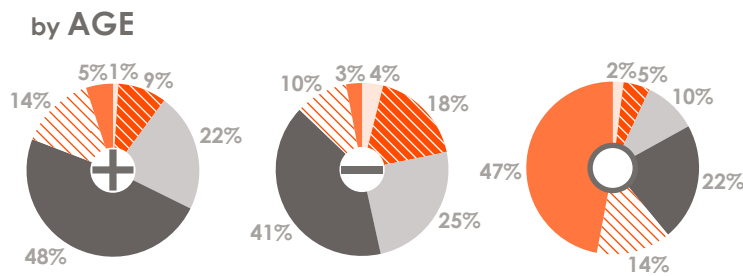
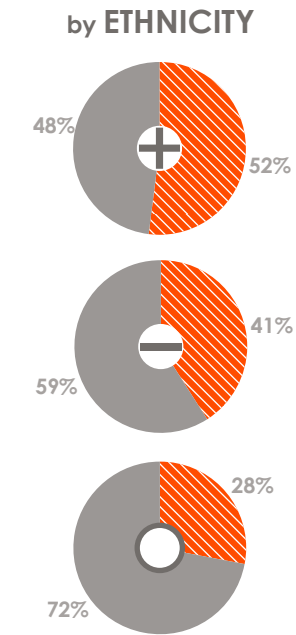
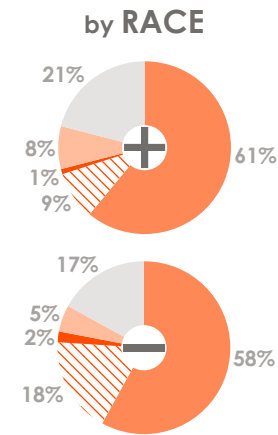
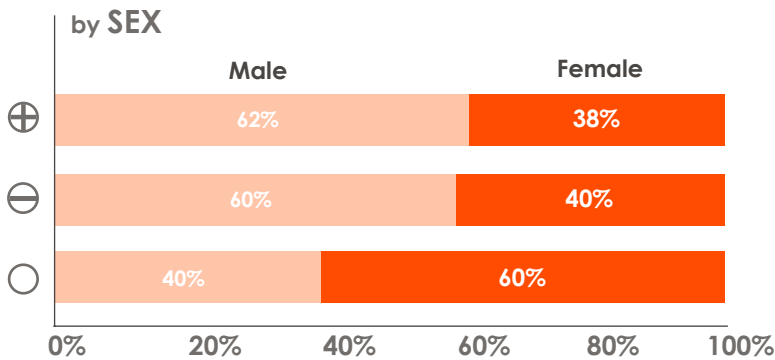
**61%** had no high school credential.

## Students Enrolled in Adult Education

Program Type	2009	2010
Adult Basic Education	982,756	926,165
Adult Secondary Education	275,430	246,599
English Literacy	921,595	839,399
Total enrollment	2,179,781	2,012,163

EMPLOYMENT STATUS Employed Unemployed Not in Labor Force

## ADULTS, NO HIGH SCHOOL CREDENTIAL ADULT TARGET POPULATION

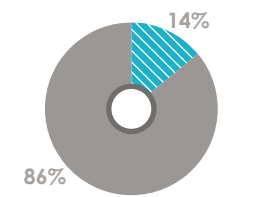
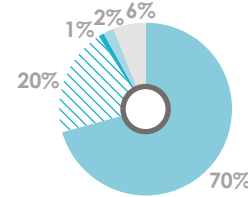
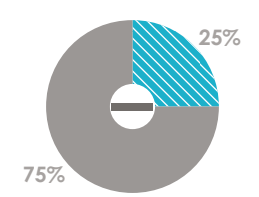
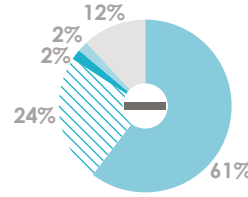
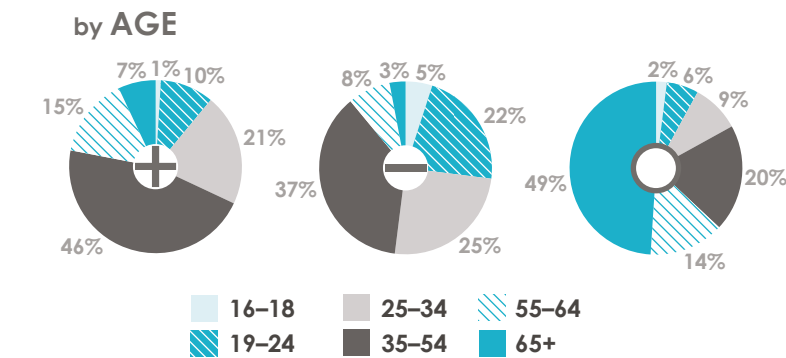
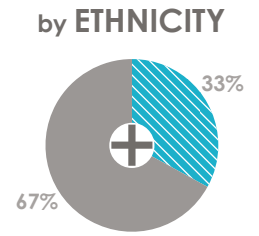
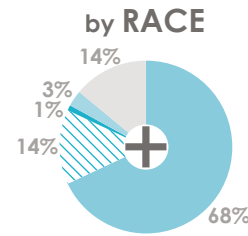
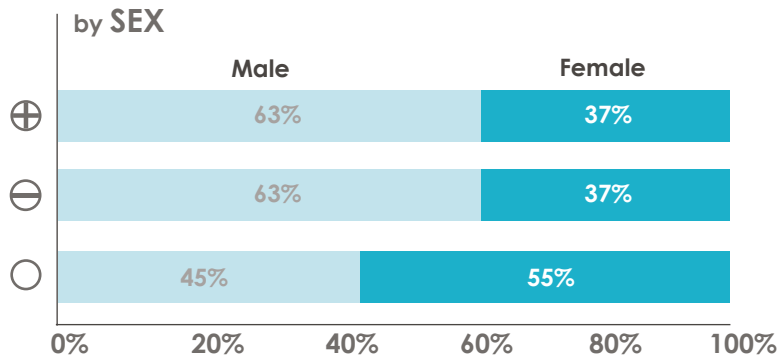


16-18   
  25-34   
  55-64  
 19-24   
  35-54   
  65+   
  White   
  Native American   
  Asian   
  Hispanic  
 Black   
  Two or more   
  Non-Hispanic

# UNITED STATES Profile of Adult Education Target Population Continued

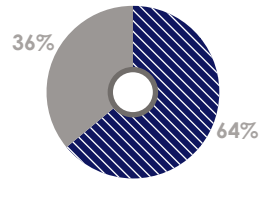
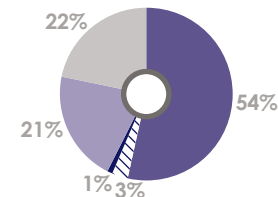
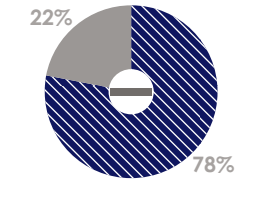
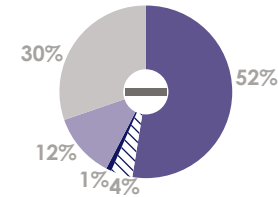
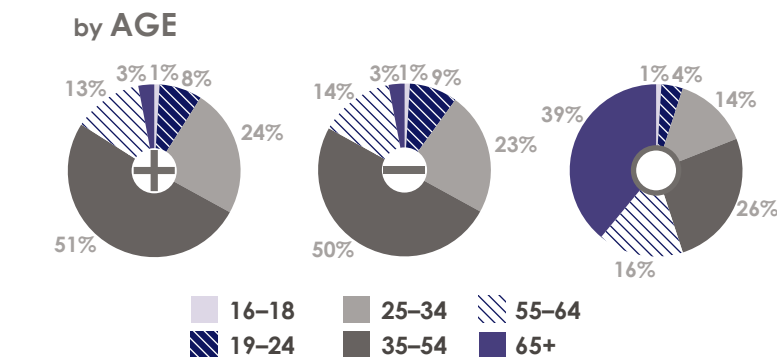
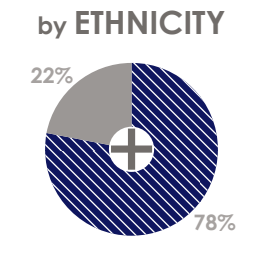
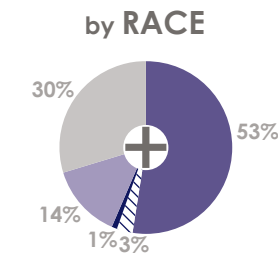
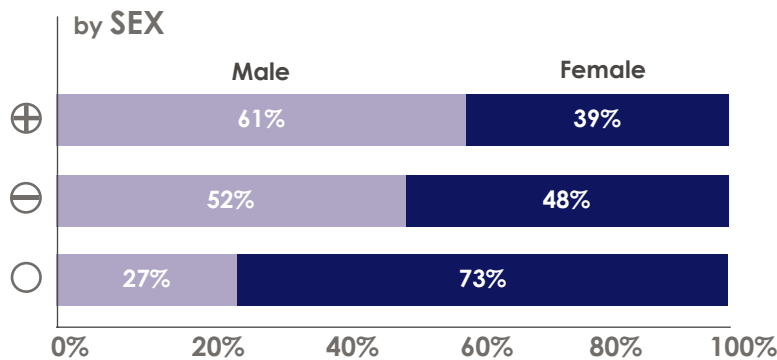
## ADULTS, NO HIGH SCHOOL CREDENTIAL SPEAKS ENGLISH VERY WELL OR WELL

⊕ Employed ⊖ Unemployed ○ Not in Labor Force



White Native American Asian Hispanic  
Black American Two or more Non-Hispanic

## ADULTS, NO HIGH SCHOOL CREDENTIAL SPEAKS ENGLISH NOT WELL OR NOT AT ALL



White Native American Asian Hispanic  
Black American Two or more Non-Hispanic

NOTE: Profile produced under U.S. Department of Education Contract No. GS-10F-0112J/ED-VAE-10-O-0107 with the American Institutes for Research. Population estimates calculated from American Community Survey 2009-11, U.S. Census Bureau. Funding and enrollment estimates drawn from National Reporting System, Office of Vocational and Adult Education, U.S. Department of Education. No official endorsement by the U.S. Department of Education of any product, commodity, service or enterprise mentioned in this publication is intended or should be inferred. Find more information at <http://www2.ed.gov/about/offices/list/ovae/pi/AdultEd/facts-figures.html>.